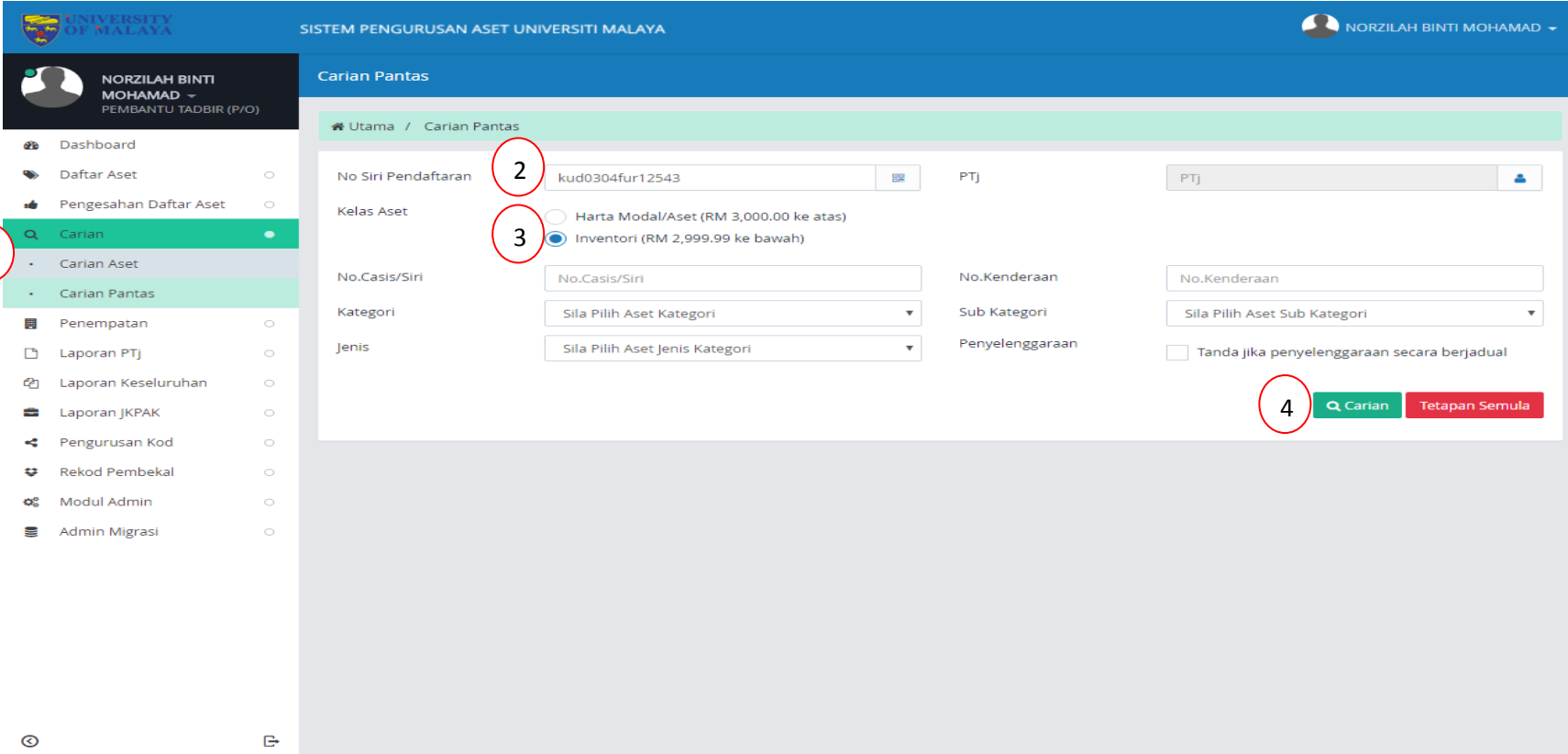


MANUAL PENDAFTARAN SUBTAG LAMA

1. Klik skrin carian (aset/pantas)
2. Masukkan no maintag (contoh KUD0304FUR12543)
3. Pilih kelas aset (inventori /harta modal) dan
4. Klik button carian



The screenshot displays the 'Carian Pantas' (Quick Search) page within the 'SISTEM PENGURUSAN ASET UNIVERSITI MALAYA' (University of Malaya Asset Management System). The user is identified as NORZILAH BINTI MOHAMAD, PEMBANTU TADBIR (P/O).

The sidebar menu on the left includes the following items:

- Dashboard
- Daftar Aset
- Pengesahan Daftar Aset
- Carian** (highlighted with a red circle 1)
- Carian Aset
- Carian Pantas
- Penempatan
- Laporan PTJ
- Laporan Keseluruhan
- Laporan JKPAK
- Pengurusan Kod
- Rekod Pembekal
- Modul Admin
- Admin Migrasi

The main search form contains the following fields and options:

- No Siri Pendaftaran** (Registration Number): kud0304fur12543 (highlighted with a red circle 2)
- Kelas Aset** (Asset Class):
 - Harta Modal/Aset (RM 3,000.00 ke atas)
 - Inventori (RM 2,999.99 ke bawah) (highlighted with a red circle 3)
- No.Casis/Siri**: No.Casis/Siri
- Kategori**: Sila Pilih Aset Kategori
- Jenis**: Sila Pilih Aset Jenis Kategori
- No.Kenderaan**: No.Kenderaan
- Sub Kategori**: Sila Pilih Aset Sub Kategori
- Penyelenggaraan**: Tanda jika penyelenggaraan secara berjadual

At the bottom right of the form, there are two buttons: **Carian** (highlighted with a red circle 4) and **Tetapan Semula** (Reset).

5. No maintag akan dipaparkan

6. Klik no maintag

The screenshot displays the 'Senarai Aset' (Asset List) page in the 'SISTEM PENGURUSAN ASET UNIVERSITI MALAYA'. The user is identified as NORZILAH BINTI MOHAMAD, a PEMBANTU TADBIR (P/O). The left sidebar contains a navigation menu with 'Carian' highlighted. The main content area shows a table with one asset record. A red circle with the number '6' is drawn around the 'Carian' menu item.

Bil.	No. Siri Aset	Kategori	Sub Kategori / Jenis	No.Casis	No Rujukan Fail	Kos(RM)	Cetakan Barkod
1	KUD0304FUR12543	PERABOT	MEJA - MEJA KUMPULAN SOKONGAN	TIADA	TIADA	1,425.00	

Rekod 1 hingga 1 dari 1

7. Paparan maklumat no maintag

8. Klik skrin aksesori/subtag

The screenshot displays the 'Maklumat Aset' (Asset Information) page in the University of Malaya Asset Management System. The user is identified as NORZILAH BINTI MOHAMAD, PEMBANTU TADBIR (P/O). The page shows the following asset details:

Maklumat Asas			
Fakulti	TIMBALAN NAIB CANSOLOR (PEMBANGUNAN)	Jabatan	JAB. PEMBANGUNAN & PENYELENGGARAAN HARTA BENDA
Seksyen	BAHAGIAN PENGURUSAN HARTA (BPH)	Unit	
Kategori	PERABOT	Sub-Kategori	MEJA
Jenis Aset	MEJA KUMPULAN SOKONGAN	Kelas Aset	ASET INVENTORI
Perolehan Secara	Dibeli	Kaedah Perolehan	
No. Siri Pendaftaran	KUD0304FUR12543		

Maklumat Aset Inventori			
Jenama Dan Model	-	Butiran Aset	
No Peruntukan	B28551	No PO	SOSSB/046/
Pembekal		Tarikh PO	26/05/2011
Harga Perolehan	1,425.00	No DO	
Tarikh DO		No. Invois	
Tarikh Invois		Unit Ukuran	
No. Pendaftaran (Bagi Kenderaan)		Jenis dan No. Enjin	
		No. Casis / Siri Pembuat	TIADA

9. Klik button tambah

The screenshot shows the 'Maklumat Aset' (Asset Information) page. The page header includes the University of Malaya logo, the system name 'SISTEM PENGURUSAN ASET UNIVERSITI MALAYA', and the user profile 'NORZILAH BINTI MOHAMAD'. The left sidebar contains a navigation menu with options like 'Dashboard', 'Daftar Aset', 'Pengesahan Daftar Aset', 'Carian', 'Penempatan', 'Laporan PTJ', 'Laporan Keseluruhan', 'Laporan JKPAK', 'Pengurusan Kod', 'Rekod Pembekal', 'Modul Admin', and 'Admin Migrasi'. The main content area is titled 'Maklumat Aset' and includes a breadcrumb 'Utama / Maklumat Aset'. Below this, there are tabs for 'Maklumat Aset', 'Aksesori/Subtag', 'Muat Naik Gambar', and 'Penempatan'. A 'Senarai Aksesori' (Accessories List) table is displayed, which is currently empty. The table has columns for 'Bil.', 'No Siri', 'Jenis', 'Jenama/Model', and 'Harga Perolehan'. A red circle highlights the number '9' in the top right corner of the table area, and another red circle highlights a '+' button next to it. The text 'Tiada data untuk dipaparkan' (No data to display) is shown below the table.

Bil.	No Siri	Jenis	Jenama/Model	Harga Perolehan
Tiada data untuk dipaparkan				

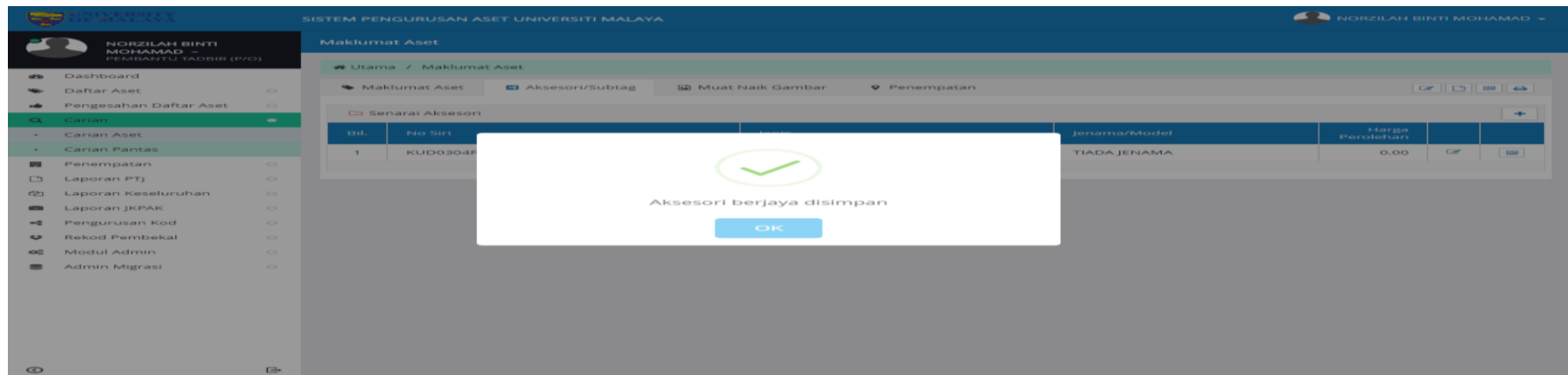
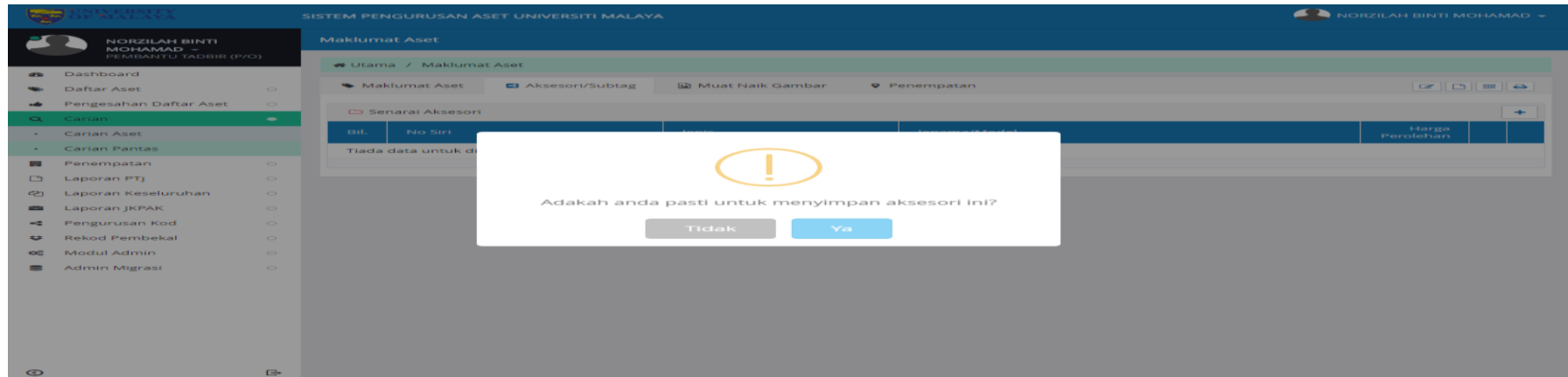
10. Masukkan maklumat subtag dan klik simpan

The image shows a web application interface with a modal form titled "Pendaftaran Aksesori/Subtag". The form contains the following fields:

Jenis	Mobile pedestal	Jenama / Model *	Tiada jenama
Harga	0.00	Tempoh Jaminan	0 Tahun
Kod Produk	Kod Produk	Kod Nasional	Kod Nasional
No. Siri Pembuat	No. Siri Pembuat		

At the bottom right of the form, there are two buttons: "Simpan" (green) and "Batal" (red).

11. Klik Ya dan ok



12. No subtag (KUD0304FUR12543-1) telah berjaya di tambah

The screenshot displays the 'Maklumat Aset' (Asset Information) page in the 'SISTEM PENGURUSAN ASET UNIVERSITI MALAYA'. The user is identified as NORZILAH BINTI MOHAMAD, PEMBANTU TADBIR (P/O). The left sidebar contains a navigation menu with 'Carian' (Search) highlighted. The main content area shows a table titled 'Senarai Aksesori' (Accessories List) with one entry. A red oval highlights the table and the 'Carian' menu item.

Utama / Maklumat Aset

Maklumat Aset | Aksesori/Subtag | Muat Naik Gambar | Penempatan

Senarai Aksesori

Bil.	No Siri	Jenis	Jenama/Model	Harga Perolehan		
1	KUD0304FUR12543-1	MOBILE PEDESTAL	TIADA JENAMA	0.00		